

**GENERATOR INTERCONNECTION
SYSTEM IMPACT STUDY REPORT**

for integration of the proposed

**300 MW [REDACTED]
(GI PROJECT #632)**

to the

IDAHO POWER COMPANY ELECTRICAL SYSTEM

in

OWYHEE COUNTY, IDAHO

for

[REDACTED]

Report v.1

August, 2022

OFFICIAL USE ONLY

DO NOT DUPLICATE, DISTRIBUTE, PUBLISH OR SHARE

*This report contains Idaho Power Company Critical Energy Infrastructure Information (CEII).
Distribution of this report must be limited to parties that have entered into a non-disclosure
agreement with Idaho Power Company and have a need to know.*

Table of Contents

1.0	Introduction.....	3
2.0	Summary	4
3.0	Scope of Interconnection System Impact Study	4
4.0	Contingent Facilities.....	6
5.0	Description of Proposed Generating Project	6
6.0	Energy Resource Interconnection Service (ERIS).....	7
6.1	Description of Substation/Transmission Facilities.....	7
6.2	Description of Distribution Facilities	7
6.3	Short Circuit Study Results.....	7
6.4	Electric System Protection Results and Grounding Requirements.....	8
6.5	Energy Resource Interconnection Service Cost Estimate	8
7.0	Network Resource Interconnection Service (NRIS).....	8
7.1	Description of Power Flow Cases.....	9
7.2	Network Resource Interconnection Service Transmission Upgrades	9
7.3	Network Resource Interconnection Service Cost Estimate.....	10
8.0	Voltage Stability Analysis	10
9.0	Transient Stability Analysis.....	11
10.0	Description of Operating Requirements.....	11
11.0	Conclusion	11
APPENDIX A.....		13
A-1.0	Method of Study	13
A-2.0	Acceptability Criteria	13
A-3.0	Grounding Guidance	14
A-4.0	Electrical System Protection Guidance.....	14
A-5.0	WECC Coordinated Off-Nominal Frequency Load Shedding and Restoration Requirements	14
APPENDIX B.....		15

OFFICIAL USE ONLY

DO NOT DUPLICATE, DISTRIBUTE, PUBLISH OR SHARE

*This report contains Idaho Power Company Critical Energy Infrastructure Information (CEII).
Distribution of this report must be limited to parties that have entered into a non-disclosure
agreement with Idaho Power Company and have a need to know.*

1.0 Introduction

_____ signed a study agreement with Idaho Power Company to perform a Generator Interconnection System Impact Study (SIS) for the integration of the proposed 300 MW _____ (the Project). The project is located in Idaho Power's Central service territory in Owyhee County, Idaho. Reference number GI #632 has been assigned to the Project in the Idaho Power GI queue. The Project has chosen in the System Impact Study to be studied for Energy Resource Interconnection Service (ERIS) and Network Resource Interconnection Service (NRIS).

Energy Resource Interconnection Service and/or Network Resource Interconnection Service in and of themselves do not convey transmission service. In addition to Network Upgrades identified in the Interconnection System Impact Study:

- For Energy Resource Interconnection Service, the Interconnection Customer's ability to inject its Large Generating Facility output beyond the Point of Interconnection will depend on the existing capacity of Transmission Provider's Transmission System at such time as a transmission service request is made that would accommodate such delivery. The provision of firm Point-to-Point Transmission Service or Network Integration Transmission Service may require the construction of additional Network Upgrades.
- For Network Resource Interconnection Service, additional studies to reduce or eliminate congestion may be required and these studies may identify the need for additional upgrades. To the extent Interconnection Customer enters an arrangement for long term transmission service for deliveries from the Large Generating Facility outside Transmission Provider's Transmission System, such request may require additional studies and upgrades in order for Transmission Provider to grant such request.

The Project has applied to connect to Idaho Power's transmission system for an injection of 300 MW at a single Point of Interconnection (POI) at 230kV. The POI is IPC's _____ Station.

This report documents the basis for and the results of this System Impact Study for the GI #632 Generation Interconnection Customer. The report describes the proposed Project, the determination of the Project interconnection requirements, and estimated costs for integration of the Project to the Transmission Provider transmission system. This report satisfies the SIS requirements of the Idaho Power Tariff.

OFFICIAL USE ONLY

DO NOT DUPLICATE, DISTRIBUTE, PUBLISH OR SHARE

This report contains Idaho Power Company Critical Energy Infrastructure Information (CEII). Distribution of this report must be limited to parties that have entered into a non-disclosure agreement with Idaho Power Company and have a need to know.

2.0 Summary

The impact to the Idaho Power transmission system of interconnecting the Project to the [REDACTED] Station was evaluated.

The GI #632 Project is a combination of wind, solar, and Battery Energy Storage System (BESS). If the project plans to charge the BESS from the grid, the project will have to follow IPC's process to charge the BESS from IPC's transmission system.

GI #632 will be required to control voltage in accordance with a voltage schedule as provided by Idaho Power Grid Operations. GI #632 will be required to manage the real power output of their generation project at the POI. Also, it may be beneficial for the Project to install additional PMU devices at their facilities to monitor the generation source(s).

The total "Energy Resource Interconnection Service" generation interconnection preliminary cost estimate to interconnect the Project to the primary study POI is as follows:

- Energy Resource Interconnection Service at proposed 230kV POI - **\$3,219,000**

See Section 6.5 Energy Resource Interconnection Service Cost Estimate for the required facilities and cost breakdowns.

The total "Network Resource Interconnection Service" generation interconnection preliminary cost estimate to interconnect the Project to the primary study POI is as follows:

- Network Resource Interconnection Service - **\$52,944,000**

See Section 7.3 Network Resource Interconnection Service Cost Estimate for the required facilities and cost breakdowns.

The cost estimates include 20% contingency and 6.25% overhead. These are cost estimates only and final charges to the customer will be based on the actual construction costs incurred. It should be noted that the preliminary cost estimates do not include the cost of the customer's owned equipment.

The schedule for designing, procuring, and constructing facilities will be developed and optimized during the Facility Study should the generation interconnection customer choose to move to that study phase of the interconnection process.

3.0 Scope of Interconnection System Impact Study

The Interconnection System Impact Study was done and prepared in accordance with the Transmission Provider's Standard Generator Interconnection Procedures to provide an

OFFICIAL USE ONLY

DO NOT DUPLICATE, DISTRIBUTE, PUBLISH OR SHARE

This report contains Idaho Power Company Critical Energy Infrastructure Information (CEII). Distribution of this report must be limited to parties that have entered into a non-disclosure agreement with Idaho Power Company and have a need to know.

evaluation of the system impact of the interconnection of the proposed generating project to the Idaho Power system. As listed in the Interconnection System Impact Study Agreement, the Interconnection System Impact Study report provides the following information:

- identification of any circuit breaker short circuit capability limits exceeded as a result of the interconnection;
- identification of any thermal overload or voltage limit violations resulting from the interconnection;
- identification of any instability or inadequately damped response to system disturbances resulting from the interconnection and
- description and non-binding, good faith estimated cost of facilities required to interconnect the Large Generating Facility to the Transmission System and to address the identified short circuit, instability, and power flow issues.

All other proposed Generation projects prior to this Project in the Generator Interconnect queue were considered in this study. A current list of these projects can be found in the Generation Interconnection folder located on the Idaho Power web site at the link shown below:

<http://www.oatioasis.com/ipco/index.html>.

OFFICIAL USE ONLY

DO NOT DUPLICATE, DISTRIBUTE, PUBLISH OR SHARE

*This report contains Idaho Power Company Critical Energy Infrastructure Information (CEII).
Distribution of this report must be limited to parties that have entered into a non-disclosure
agreement with Idaho Power Company and have a need to know.*

4.0 Contingent Facilities

IPC projects queue GI #530, GI #551, GI #570, GI #588, GI #590, GI #604, GI #605, GI #613, GI #619, GI #620, GI #622, and GI #629 are senior queued projects in the affected area of IPC's transmission system. PacifiCorp's project C1-44 was also included as a senior queued project in the affected area. Idaho Power studied GI #632 with all Network Upgrades identified for senior queued projects as in-service. Changes to senior queued projects including withdrawal from the queue, may trigger a restudy associated with GI #632.

GI #632 Energy Resource Interconnection Service, ERIS, at the [REDACTED] Station is not contingent upon upgrades associated with any senior queued projects.

GI #632 Network Resource Interconnection Service, NRIS, at the [REDACTED] Station requires the identified Network Upgrades to interconnect the project. The project is also contingent upon upgrades associated with senior GI projects and IPC scheduled transmission projects in the area, see Section 7.2.

5.0 Description of Proposed Generating Project

Assumptions

The primary point of interconnection for GI #632 is the [REDACTED] Station 230kV Bus. The assumed GI #632 Project's maximum generation is 300 MW. The Project's Commercial Operation Date (COD) is December 31, 2025.

Project Location	[REDACTED]
Commercial Operation Date	[REDACTED]
Interconnection Voltage	[REDACTED]
Point of Interconnection	[REDACTED]
Number and Type of Inverters	
<u>Wind Turbine:</u>	[REDACTED]
<u>Solar Inverters</u>	[REDACTED]
<u>Battery Inverters</u>	[REDACTED]
Substation Step-Up Transformer	[REDACTED]

Table 1. GI #632 Project Specifications

OFFICIAL USE ONLY

DO NOT DUPLICATE, DISTRIBUTE, PUBLISH OR SHARE

This report contains Idaho Power Company Critical Energy Infrastructure Information (CEII). Distribution of this report must be limited to parties that have entered into a non-disclosure agreement with Idaho Power Company and have a need to know.

6.0 Energy Resource Interconnection Service (ERIS)

Energy Resource Interconnection Service allows the Interconnection Customer to connect its Generating Facility to Transmission Provider's transmission system and to be eligible to deliver electric output using firm or non-firm transmission capacity on an as available basis.

The GI #632 Project has applied to connect to the Idaho Power transmission system for an injection of 300 MW with an interconnection at the [REDACTED] Station. All generation projects in the area ahead of this Project in the IPC generation queue and their associated transmission system improvements were modeled in a power flow analysis to evaluate the system impact of interconnecting GI #632. Power flow analysis indicates that the Project's full output of 300 MW can be interconnected at the POI.

6.1 Description of Substation/Transmission Facilities

As an Energy Resource Interconnection Service, a Transmission Service Request will be required to determine the specific Network Upgrades required to deliver the Project output to a designated point of delivery.

The actual station layout and detailed equipment requirements will be determined in the Facility Study should the interconnection customer choose to move to that study phase of the interconnection process.

6.2 Description of Distribution Facilities

No distribution facilities are directly impacted by this Project.

6.3 Short Circuit Study Results

The short circuit/fault duty at approximate GI #632 POI 230kV bus location (with/without GI #632 modeled) is as follows:

Fault Study (w GI #632)			
Location	SLG (A)	LTL (A)	3PH (A)
[REDACTED] 230kV Bus	27598.8	22327.3	25611.4

Table 2. Fault Study Results with GI #632

Fault Study (w/o GI #632)			
Location	SLG (A)	LTL (A)	3PH (A)
[REDACTED] 230kV Bus	12756.9	11665.7	13575.8

Table 3. Fault Study Results without GI #632

OFFICIAL USE ONLY

DO NOT DUPLICATE, DISTRIBUTE, PUBLISH OR SHARE

This report contains Idaho Power Company Critical Energy Infrastructure Information (CEII). Distribution of this report must be limited to parties that have entered into a non-disclosure agreement with Idaho Power Company and have a need to know.

Studies indicate that there is adequate load and short circuit interrupting capability on the Transmission Provider's existing breakers after this Project is interconnected.

6.4 Electric System Protection Results and Grounding Requirements

For 230kV line protection, the Transmission Provider's System Protection Department utilizes permissive, and line differential protection schemes integrated with our existing digital communication infrastructure. Digital communication infrastructure for the interconnection customer's post-B2H 230kV line terminal will be the responsibility of said interconnection customer.

6.5 Energy Resource Interconnection Service Cost Estimate

In Table 4 below, a summary is provided of the facilities and conceptual costs required to interconnect the GI #632 Project to the Transmission Provider's transmission system.

GI #632 [REDACTED] Energy Resource Interconnection Service Facilities	
ERIS Transmission Upgrades:	Cost
Interconnection Facilities:	\$3,219,000
Upgrades Required	\$0
ERIS – Total Estimated Cost	\$3,219,000

Table 4. *Estimated GI #632 Energy Resource Interconnection Service Costs*

The schedule for designing, procuring, and constructing facilities will be developed and optimized during the Facility Study should the generation interconnection customer choose to move to that study phase of the interconnection process.

7.0 Network Resource Interconnection Service (NRIS)

Network Resource Interconnection Service allows the Interconnection Customer to integrate its Generating Facility with the Transmission Provider's Transmission System in a manner comparable to that in which the Transmission Provider integrated its generating facilities to serve native load customers. The transmission system is studied under a variety of conditions to determine the transmission improvements/upgrades which are necessary. Network Resource Interconnection Service in and of itself does not convey Transmission Service.

OFFICIAL USE ONLY

DO NOT DUPLICATE, DISTRIBUTE, PUBLISH OR SHARE

*This report contains Idaho Power Company Critical Energy Infrastructure Information (CEII).
Distribution of this report must be limited to parties that have entered into a non-disclosure
agreement with Idaho Power Company and have a need to know.*

7.1 Description of Power Flow Cases

For the Network Resource Interconnection Service study, eight power flow cases were used to study the Transmission Provider's transmission system with westbound and eastbound transmission flows to determine the required Network Transmission Upgrades.

The WECC 2023 Heavy Summer case was chosen as a power flow base case for the study. The case was modified to represent a summer month with high west to east (eastbound) transfers across Midpoint West. Three sensitivity cases were created in addition to the base case. The cases were stressed to achieve the path rating in the Idaho to Northwest in the west to east direction. The cases were stressed to [REDACTED]

For the fifth case, a WECC 2022 Light Winter case was modified to represent a shoulder month condition with high east to west (westbound) transfers across Midpoint West. Three sensitivity cases were created in addition to the base case. The cases were stressed to achieve the path rating in the Idaho to Northwest in the east to west direction. The cases were stressed to [REDACTED]

7.2 Network Resource Interconnection Service Transmission Upgrades

From the power flow/contingency analysis, network transmission upgrades were identified for the integration of GI #632. Listed below are the required transmission facilities to interconnect the Project for NRIS:

1. Build a new 230 kV line from [REDACTED] to [REDACTED] substation and terminate the line in a [REDACTED] bay.

The project is contingent on the upgrade of [REDACTED] 69 kV line. The upgrade has been identified for GI #562 project. In addition, the project is contingent on identified Idaho Power transmission upgrades. See Appendix B for details on contingency facilities

IPC projects queue GI #530, GI #551, GI #570, GI #588, GI #590, GI #604, GI #605, GI #613, GI #619, GI #620, GI #622, and GI #629 are senior queued projects in the affected area of IPC's transmission system. PacifiCorp's project C1-44 was also included as a senior queued project in the affected area. In addition, IPC known transmission projects in the area required for the integration of B2H were also modeled. Idaho Power studied GI #632 with all Network Upgrades identified for senior queued projects as in-service. Changes to senior queued projects including withdrawal from the queue, may trigger a restudy associated with GI #632 Network Resource, NR, service.

OFFICIAL USE ONLY

DO NOT DUPLICATE, DISTRIBUTE, PUBLISH OR SHARE

This report contains Idaho Power Company Critical Energy Infrastructure Information (CEII). Distribution of this report must be limited to parties that have entered into a non-disclosure agreement with Idaho Power Company and have a need to know.

7.3 Network Resource Interconnection Service Cost Estimate

Table 5 below is a summary of the Network Transmission generation interconnection facilities and conceptual costs required to interconnect the GI #632 Project to the Transmission Provider's transmission system for Network Resource Interconnection Service.

GI #632 [REDACTED] Network Resource Interconnection Service Facilities	
NRIS Transmission Upgrades:	Cost
Network Upgrades:	
Approximately 40 miles of a new [REDACTED] 230 kV line	\$37,500,000
[REDACTED] 230 kV Line Terminal	\$750,000
[REDACTED] 230 kV Line Terminal	\$750,000
Subtotal	\$39,000,000
Contingencies (~20%)	\$7,800,000
Subtotal	\$46,800,000
Overheads (~6.25%)	\$2,925,000
ERIS – Total Estimated Cost	\$3,219,000
NRIS – Total Estimated Cost	\$52,944,000

Table 5. Estimated GI #632 Network Resource Generation Interconnection Costs

The schedule for designing, procuring, and constructing facilities will be developed and optimized during the Facility Study should the generation interconnection customer choose to move to that study phase of the interconnection process.

8.0 Voltage Stability Analysis

A Voltage Stability study was performed using the WECC 2023 Heavy Summer case with Idaho-to-Northwest West-to-East flows stressed up to [REDACTED] MW (105% of the Path Rating). All contingencies solved successfully so there were no Voltage Stability issues found for the Project.

OFFICIAL USE ONLY

DO NOT DUPLICATE, DISTRIBUTE, PUBLISH OR SHARE

This report contains Idaho Power Company Critical Energy Infrastructure Information (CEII).

Distribution of this report must be limited to parties that have entered into a non-disclosure agreement with Idaho Power Company and have a need to know.

9.0 Transient Stability Analysis

The WECC 2022 Light Winter operating case and PowerWorld Simulator version 22 analysis tool were used to perform the transient stability analysis.

The results showed no transient stability violations. It is the responsibility (per NERC Standards) of the Generator Owner to ensure the modeling data utilized accurately reflects inverter operations, and to provide updates to Idaho Power if testing or real-time observations indicate a need.

The data provided for the Wind Turbine results in unstable operation under an N-1 condition. The project will have to provide accurate and stable data before interconnecting.

The project will be required to perform a Sub-Synchronous Control Interaction (SSCI) study to identify any potential issues between the wind turbines and the series capacitors in the area.

10.0 Description of Operating Requirements

It is the Project's responsibility to provide the reactive power capability to provide at a minimum a power factor operating range of 0.95 leading (supplying) to 0.95 lagging (absorbing) at the POI over the range of real power output. Based on the information provided, the Project meets the required reactive power capability.

GI #632 will be required to control voltage in accordance with a voltage schedule as provided by Idaho Power Grid Operations, and GI #632 will be required to manage the real power output of their stated generation at the Project's POI.

The Project is required to comply with the applicable Voltage and Current Distortion Limits found in IEEE Standard 519-1992 *IEEE Recommended Practices and Requirements for Harmonic Control in Electrical Power Systems*.

Installation of phasor measurement unit devices at the POI and maintenance costs associated with communication circuits needed to stream PMU data will also be required to be provided to interconnect GI #632. The specific costs associated with the IPC requirements for interconnection customers with aggregate facilities larger than 20 MW to provide PMU data to IPC will be identified in the Facility Study should the generation interconnection customer choose to proceed to that phase of the interconnection process. Also, it may be beneficial for [REDACTED] for their own modeling compliance requirements, to install additional PMU devices at their facilities to monitor the generation sources separately.

11.0 Conclusion

OFFICIAL USE ONLY

DO NOT DUPLICATE, DISTRIBUTE, PUBLISH OR SHARE

This report contains Idaho Power Company Critical Energy Infrastructure Information (CEII). Distribution of this report must be limited to parties that have entered into a non-disclosure agreement with Idaho Power Company and have a need to know.

GI #632 can be interconnected to the Idaho Power transmission system at the proposed [REDACTED] Station with the identified Network Upgrades. The Network Resource Interconnection Service is reliant on upgrades associated with senior queued projects. The project is also reliant on facilities identified as part of the B2H integration project.

An SSCI study will be required during the Facility study if the project chooses to move forward in the interconnection process.

Energy Resource Interconnection Service or Network Resource Interconnection Service does not in any way convey any right to deliver electricity to any specific customer or point of delivery. A Transmission Service Request will be required to study the Transmission System Impacts.

OFFICIAL USE ONLY

DO NOT DUPLICATE, DISTRIBUTE, PUBLISH OR SHARE

*This report contains Idaho Power Company Critical Energy Infrastructure Information (CEII).
Distribution of this report must be limited to parties that have entered into a non-disclosure
agreement with Idaho Power Company and have a need to know.*

APPENDIX A

A-1.0 Method of Study

The System Impact Study plan inserts the Project up to the maximum requested injection into the selected Western Electricity Coordinating Council (WECC) power flow case and then, using Power World Simulator or GE's Positive Sequence Load Flow (PSLF) analysis tool, examines the impacts of the new resource on Idaho Power's transmission system (lines, transformers, etc.) within the study area under various operating and outage scenarios. The WECC and Idaho Power reliability criteria and Idaho Power operating procedures were used to determine the acceptability of the configurations considered. The WECC case is a recent case modified to simulate stressed but reasonable pre-contingency energy transfers utilizing the IPC system. For distribution feeder analysis, Idaho Power utilizes DNV·GL's Synergi Electric software and EPRI's OpenDSS software.

A-2.0 Acceptability Criteria

The following acceptability criteria were used in the power flow analysis to determine under which system configuration modifications may be required:

The continuous rating of equipment is assumed to be the normal thermal rating of the equipment. This rating will be as determined by the manufacturer of the equipment or as determined by Idaho Power. Less than or equal to 100% of continuous rating is acceptable.

Idaho Power's Voltage Operating Guidelines were used to determine voltage requirements on the system. These state, in part, that distribution voltages under normal operating conditions are to be maintained within plus or minus 5% (0.05 per unit) of nominal everywhere on the feeder. Therefore, voltages greater than or equal to 0.95 pu voltage and less than or equal to 1.05 pu voltage are acceptable.

Voltage flicker during starting or stopping the generator is limited to 5% as measured at the point of interconnection, per Idaho Power's T&D Advisory Information Manual.

Idaho Power's Reliability Criteria for System Planning was used to determine proper transmission system operation.

All customer generation must meet IEEE 519 and ANSI C84.1 Standards.

All other applicable national and Idaho Power standards and prudent utility practices were used to determine the acceptability of the configurations considered.

The stable operation of the system requires an adequate supply of volt-amperes reactive (VAr or VARs) to maintain a stable voltage profile under both steady-state and dynamic system conditions. An inadequate supply of VARs will result in voltage decay or even collapse under the worst conditions.

Equipment/line/path ratings used will be those that are in use at the time of the study or that

OFFICIAL USE ONLY

DO NOT DUPLICATE, DISTRIBUTE, PUBLISH OR SHARE

This report contains Idaho Power Company Critical Energy Infrastructure Information (CEII).

Distribution of this report must be limited to parties that have entered into a non-disclosure agreement with Idaho Power Company and have a need to know.

are represented by IPC upgrade projects that are either currently under construction or whose budgets have been approved for construction in the near future. All other potential future ratings are outside the scope of this study. Future transmission changes may, however, affect current facility ratings used in the study.

A-3.0 Grounding Guidance

IPC requires interconnected transformers on the distribution system to limit their ground fault current to 20 amps at the Point of Interconnection.

A-4.0 Electrical System Protection Guidance

IPC requires electrical system protection per Facility Connection Requirements found on the Idaho Power Web site,

<https://docs.idahopower.com/pdfs/BusinessToBusiness/FacConnReq.pdf>

A-5.0 WECC Coordinated Off-Nominal Frequency Load Shedding and Restoration Requirements

IPC requires frequency operational limits to adhere to WECC Under-frequency and Over-frequency Limits per the WECC Coordinated Off-Nominal Frequency Load Shedding and Restoration Requirements available upon request.

OFFICIAL USE ONLY

DO NOT DUPLICATE, DISTRIBUTE, PUBLISH OR SHARE

This report contains Idaho Power Company Critical Energy Infrastructure Information (CEII). Distribution of this report must be limited to parties that have entered into a non-disclosure agreement with Idaho Power Company and have a need to know.

APPENDIX B

Table B1 is a summary of the GI #562 Network Transmission facility upgrades required by GI #632 and their conceptual costs.


GI #562 Project	
NRIS Transmission Upgrades:	Cost
	\$1,365,000
Subtotal	\$1,365,000
Contingencies (~20%)	\$273,000
Subtotal	\$1,638,000
Overheads (~7.25%)	\$119,000
Network Transmission – Total Estimated Cost	\$1,757,000

Table B1: GI #562 Transmission Upgrades Required by GI #632

Table B2 is a summary of the Idaho Power scheduled transmission upgrades required by GI #632.



Idaho Power Transmission Projects	
 500 kV Line	
 230 kV Line	

Table B2: Idaho Power Transmission Upgrades Required by GI #632

OFFICIAL USE ONLY

DO NOT DUPLICATE, DISTRIBUTE, PUBLISH OR SHARE

*This report contains Idaho Power Company Critical Energy Infrastructure Information (CEII).
Distribution of this report must be limited to parties that have entered into a non-disclosure
agreement with Idaho Power Company and have a need to know.*

Revision History

Date	Revision	Initials	Summary of Changes
8/4/2022	1	AVD	Initial Report
8/15/2022	2	AVD	Add stressing of Idaho to Northwest path

OFFICIAL USE ONLY

DO NOT DUPLICATE, DISTRIBUTE, PUBLISH OR SHARE

*This report contains Idaho Power Company Critical Energy Infrastructure Information (CEII).
Distribution of this report must be limited to parties that have entered into a non-disclosure
agreement with Idaho Power Company and have a need to know.*