







Gem and Ada Counties, Idaho

Foothills to Emmett Transmission Line Upgrade Project Area

-  Project End Point
 -  Existing Substation
 -  Existing Tap
 -  Foothills to Emmett Transmission Line Upgrade
- 0 1 2 Miles

Map not to scale.
For illustrative purposes only.



Emmett Substation

Emmett Tap

Gem County
Boise County

Gem County
Ada County

Spring Valley Substation

Spring Valley Tap

Hidden Springs Substation

Boise County
Ada County

Dry Creek Tap

Cartwright Substation

Boise

Boise Bench Substation

Eckert Substation

Warm Springs Mesa

Barber

Pearl

Summit Ridge Rd

Horseshoe Bend Rd

Dry Creek Rd

Cartwright Rd

W State St

44

S Eagle Rd

E State St

26

Glenwood St

N Eagle Rd

20

184

Military Reserve

Broadway Ave

21

N Meridian