

Preliminary Preferred Portfolio

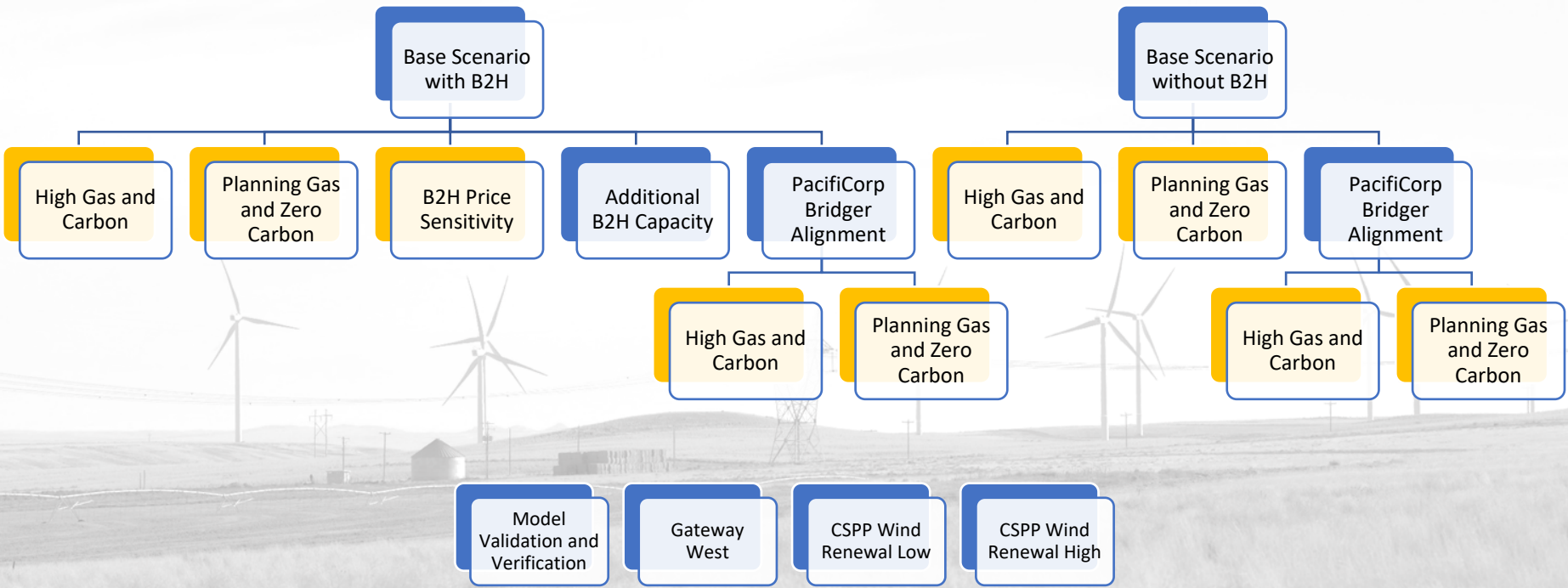
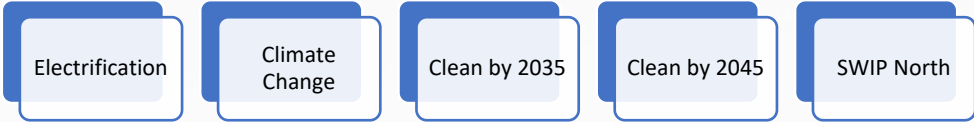
November 18, 2021

Jared Hansen



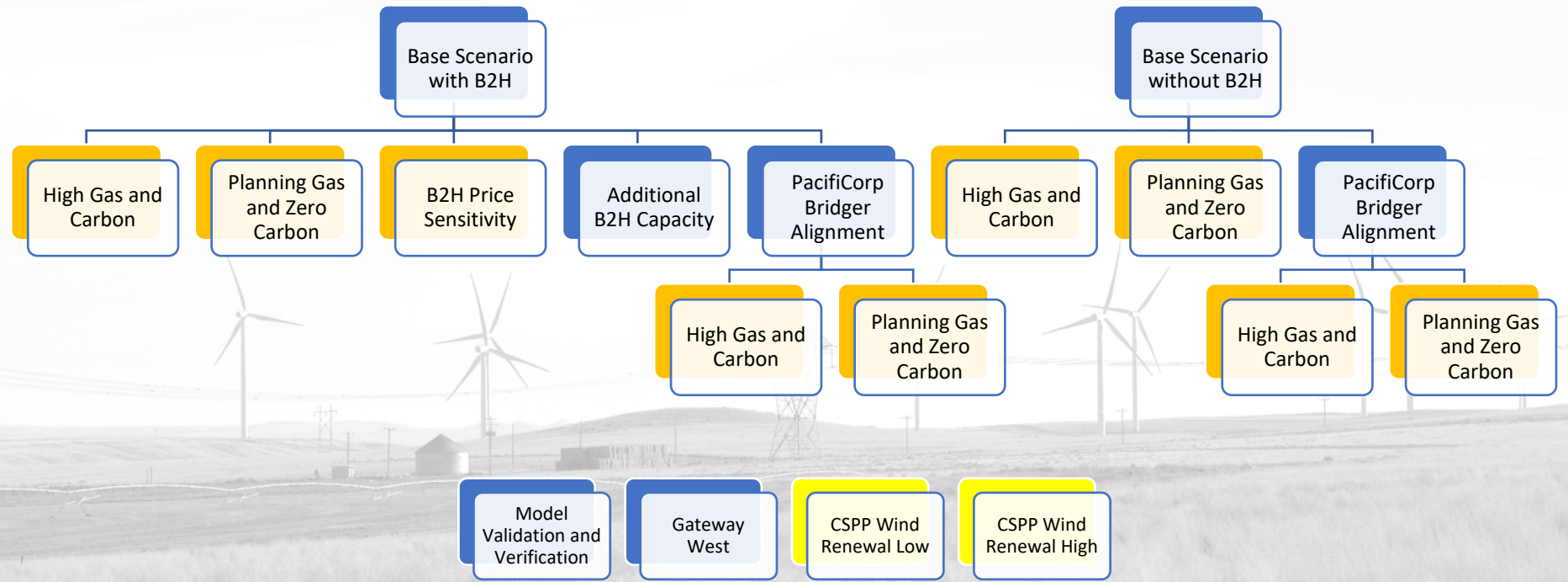
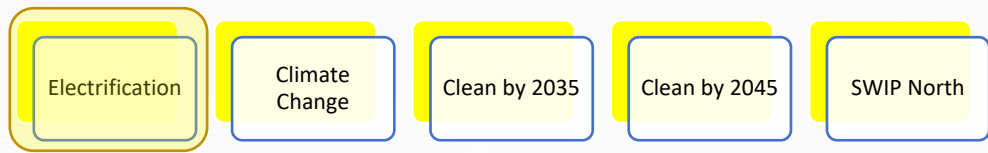
Portfolio Costs

Portfolio (X \$1,000)	Planning Gas Planning Carbon	Planning Gas Zero Carbon	High Gas High Carbon
Base B2H	7,366,569	6,780,749	8,955,685
Base B2H PAC Alignment	7,464,539	-	-
No B2H	7,542,060	7,058,343	8,876,859
No B2H PAC Alignment	-	-	-
No B2H, No GWW	7,755,610	-	-



Color Key

- Long-Term Capacity Expansion (LTCE) Run
- Production run sensitivity



Color Key

- Long-Term Capacity Expansion (LTCE) Run
- Production run sensitivity

Preferred, Rapid Electrification

MW	Base B2H								Rapid Electrification							
	Gas	Wind	Solar	Storage	Trans	DR	Coal Exit	EE	Gas	Wind	Solar	Storage	Trans	DR	Coal Exit	EE
2021	0	0	0	0	0	0	0	23	0	0	0	0	0	0	0	23
2022	0	0	0	0	0	300	0	24	0	0	0	0	0	300	0	24
2023	0	0	120	115	0	20	-357	24	0	0	120	115	0	20	-357	38
2024	357	700	0	0	0	20	0	25	357	800	0	5	0	0	0	25
2025	0	0	300	105	0	0	-308	27	0	0	300	105	0	0	-308	27
2026	0	0	215	5	500	0	0	28	0	0	215	5	500	0	0	28
2027	0	0	250	5	0	0	0	27	0	0	250	5	0	0	0	27
2028	0	0	120	55	0	0	-175	27	0	0	120	105	0	0	-175	27
2029	0	0	100	250	0	0	0	26	0	0	200	205	0	0	0	26
2030	0	300	0	55	0	0	0	24	0	200	0	55	GWW	0	0	24
2031	0	100	0	5	GWW	0	0	24	0	0	0	200	0	0	0	24
2032	0	0	0	100	0	0	0	23	0	100	0	0	0	0	0	23
2033	0	0	0	205	0	0	0	22	0	100	0	5	0	0	0	22
2034	-357	0	0	5	0	0	0	21	-357	0	100	300	0	0	0	21
2035	0	0	100	305	0	0	0	20	0	0	100	200	0	0	0	20
2036	0	0	0	100	0	0	0	24	0	0	0	100	0	0	0	16
2037	0	0	0	50	0	0	0	20	0	0	0	100	0	20	0	14
2038	0	0	100	155	0	20	0	18	0	300	100	155	0	20	0	18
2039	0	0	0	55	0	20	0	17	0	100	0	55	0	20	0	14
2040	0	0	0	55	0	40	0	16	0	100	0	5	0	40	0	16
Nameplate	0	1,100	1,305	1,625	500	420	-841	460	0	1,700	1,505	1,720	500	420	-841	457
Total Additions	4,569								5,461							