







Western Treasure Valley Electrical Plan

Distribution Substation

-  Primary
-  Alternate

Transmission - Existing

- Operating Voltage
-  0
 -  69
 -  138
 -  230
 -  500




0 0.33 0.65 1.3 Miles